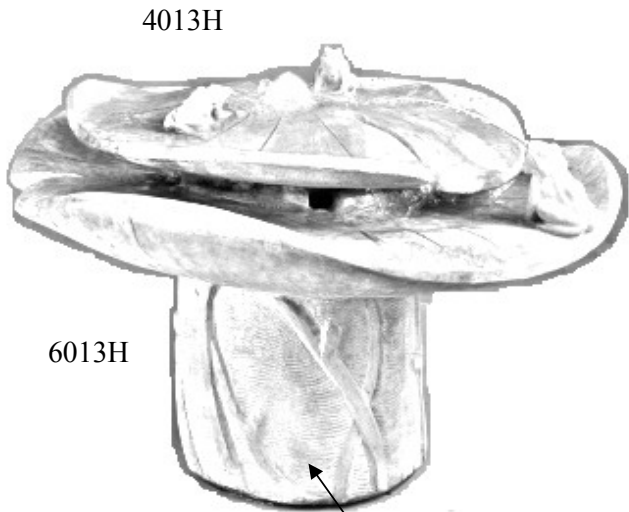




4013F2 Frog Buddies Fountain, 2 pc.



1.



2.



Attach tubing to light AB870 and feed through 4013H.

3.




Tee (15-222H)
 Tubing 6" (04-34H)
 Tubing 4" (04-34H)



Open barb will attach 10" tubing from light.

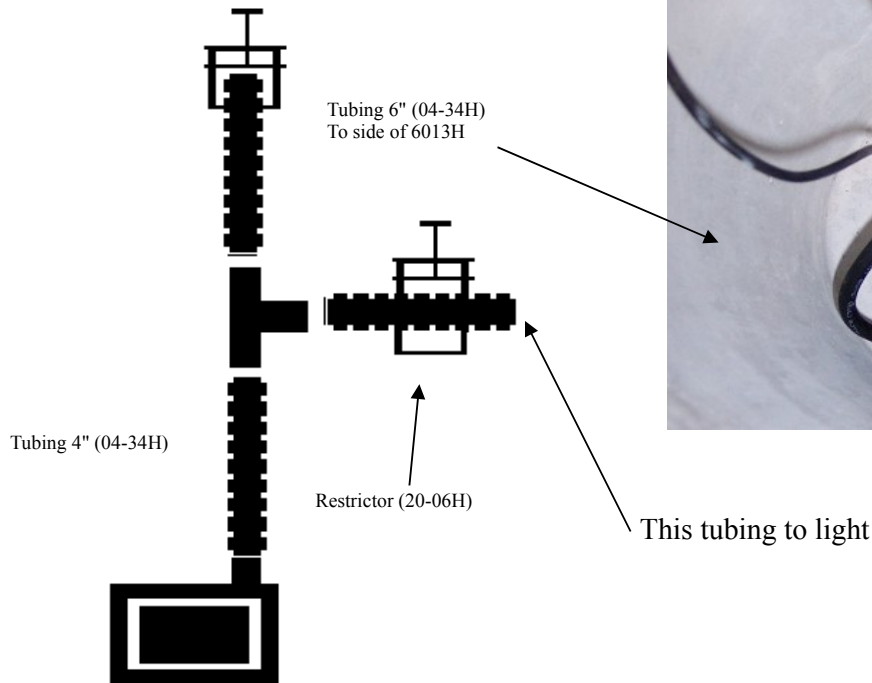
4.



Push rubber stopper down to create a seal.



4013F2 Frog Buddies Fountain, 2 pc.



Part list: CK9

QTY	Description	Henri Part #
1	Fact Book	60-01H
1	PS1 PUMP	24-16H
1	PUMP ADAPTER 1/2"	24-132H
1	NKT3/4" X 10"	04-35H
1	NKT1/2" X 4"	04-34H
1	AB870	AB870
1	RSUK 2 HOLE	19-45H

QTY	Description	Henri Part #
2	R1 RESTRICTOR	20-06H
1	TEE3/4"X1/2"X1/2"	15-222H
1	NKT1/2" X 6"	04-34H
1	HT WARRANTY CARD	60-03H
1	HT COMPANION SELL SHEET	60-04H
1	HT BAG 2MIL ZIPx6.25"x9.25" PRIN P	12-31H

Please note: Always follow local electrical codes and use 110V GFCI protected outlet.

Nota: Siempre siga los códigos eléctricos locales y utilizar un GFCI 110V protegida toma de corriente.

Remarque: Suivez toujours les codes électriques locaux et une utilisation 110V GFCI protégées prise de courant

• Fact Book - Livret d'informations - Manual de Información

IMPORTANT, this booklet contains maintenance, troubleshooting and winter care instructions.

IMPORTANTE, este folleto contiene instrucciones para el mantenimiento, resolución de problemas e instrucciones para el cuidado invernal.

IMPORTANT, cette brochure contient de maintenance, de dépannage et d'entretien d'hiver.